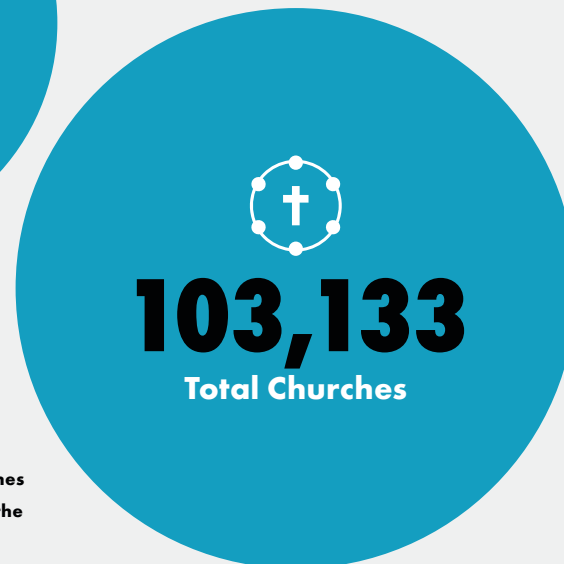


THE RESULTS


17 Years of Watching
God at Work



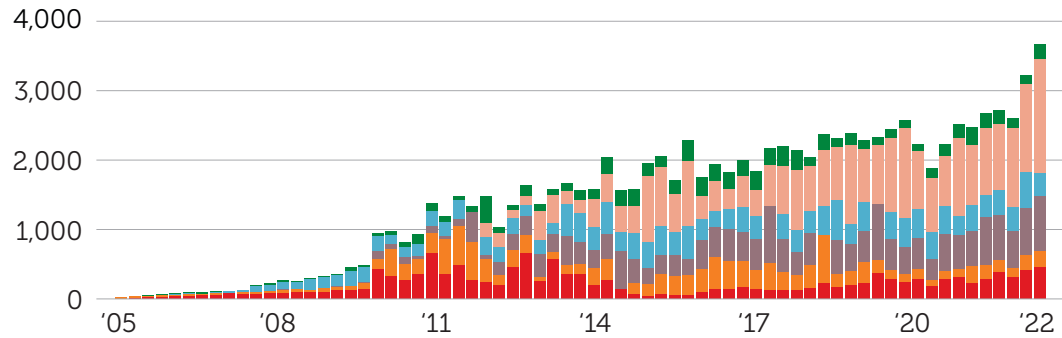
*DMM = 100 new churches
that have multiplied to the
4th generation

REGIONAL BREAKDOWN OF 2,195,261 NEW CHRIST FOLLOWERS

Each icon represents approximately 2% or 43,905 new Christ followers



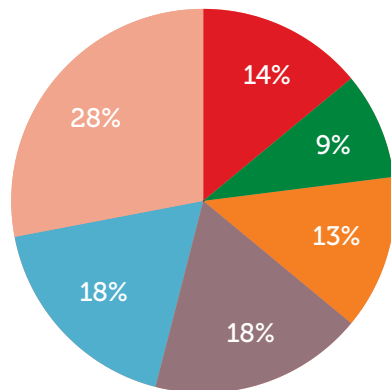
NEW CHURCHES SHOWN BY REGION PER QUARTER



- ANGLOPHONE WEST AFRICA
- FRANCOPHONE WEST AFRICA
- FRANCOPHONE CENTRAL AFRICA
- HORN OF AFRICA
- EAST AFRICA
- SOUTH ASIA

TOTAL NEW CHURCHES

Approximate breakdown of **103,133** new churches since 2005 by



NEW CHURCHES

Global church planting trends from 1Q 2005 til 3Q 2022

