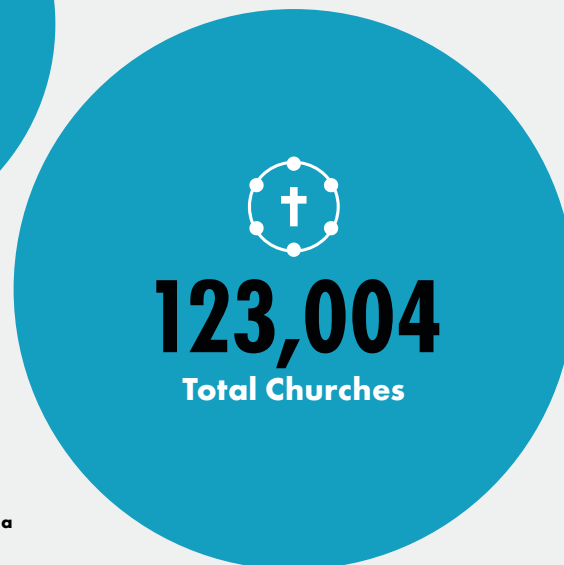
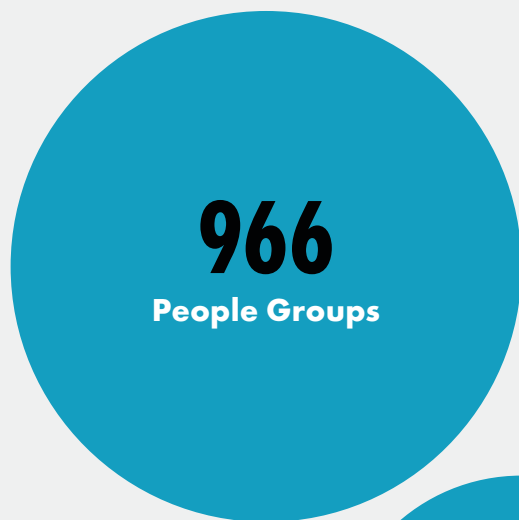


THE RESULTS

18 Years of Watching
God at Work



*DMM = At least four
generations of at least
100 churches planted in a
relatively short time.

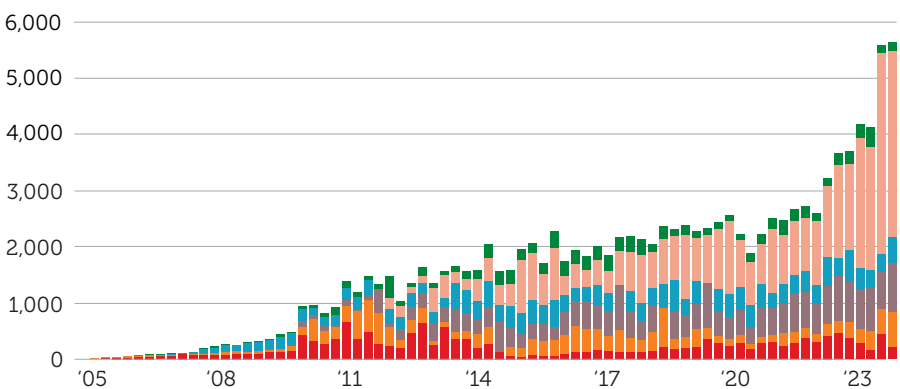
REGIONAL BREAKDOWN OF 2,512,731 NEW CHRIST FOLLOWERS

Each icon represents approximately 1% or about 25,127 new Christ followers since January 2005.



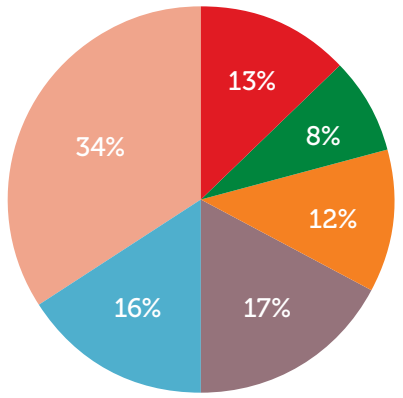
- ANGLOPHONE WEST AFRICA
- FRANCOPHONE WEST AFRICA
- FRANCOPHONE CENTRAL AFRICA
- HORN OF AFRICA
- EAST AFRICA
- SOUTH ASIA

NEW CHURCHES PLANTED QUARTERLY BY EACH REGION



TOTAL NEW CHURCHES

Approximate breakdown of 123,004 new churches since Jan 2005 by region



TOTAL NEW CHURCHES

planted since January 2005

